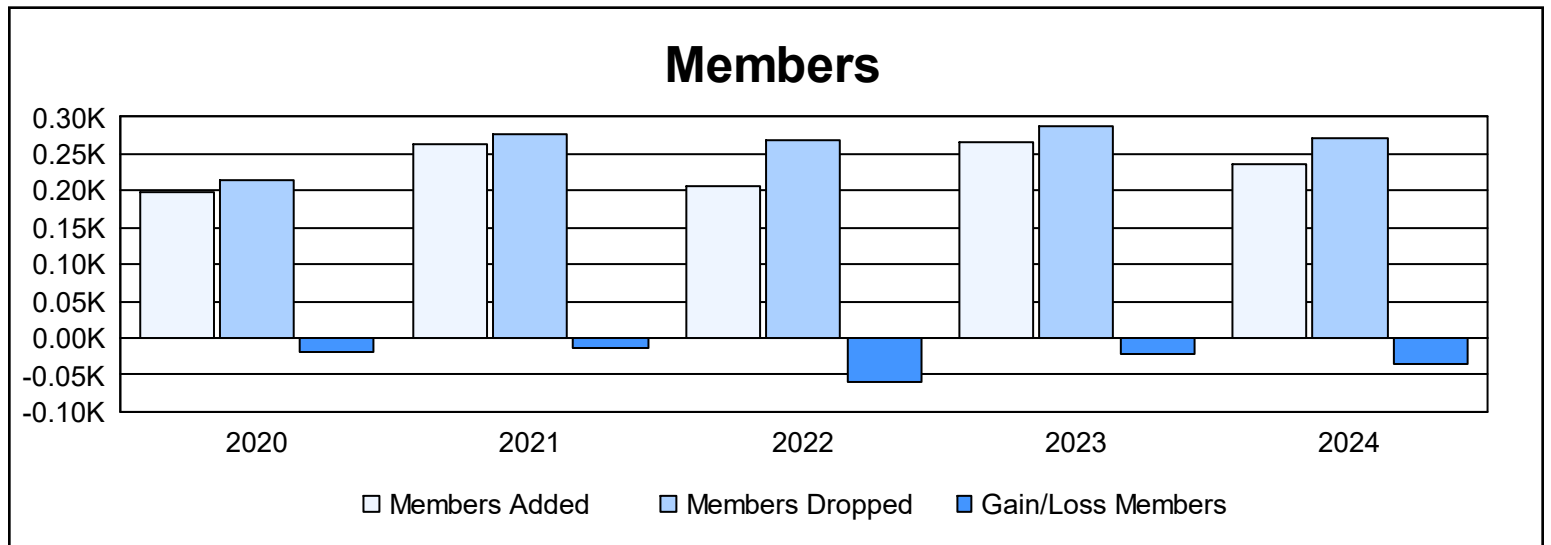
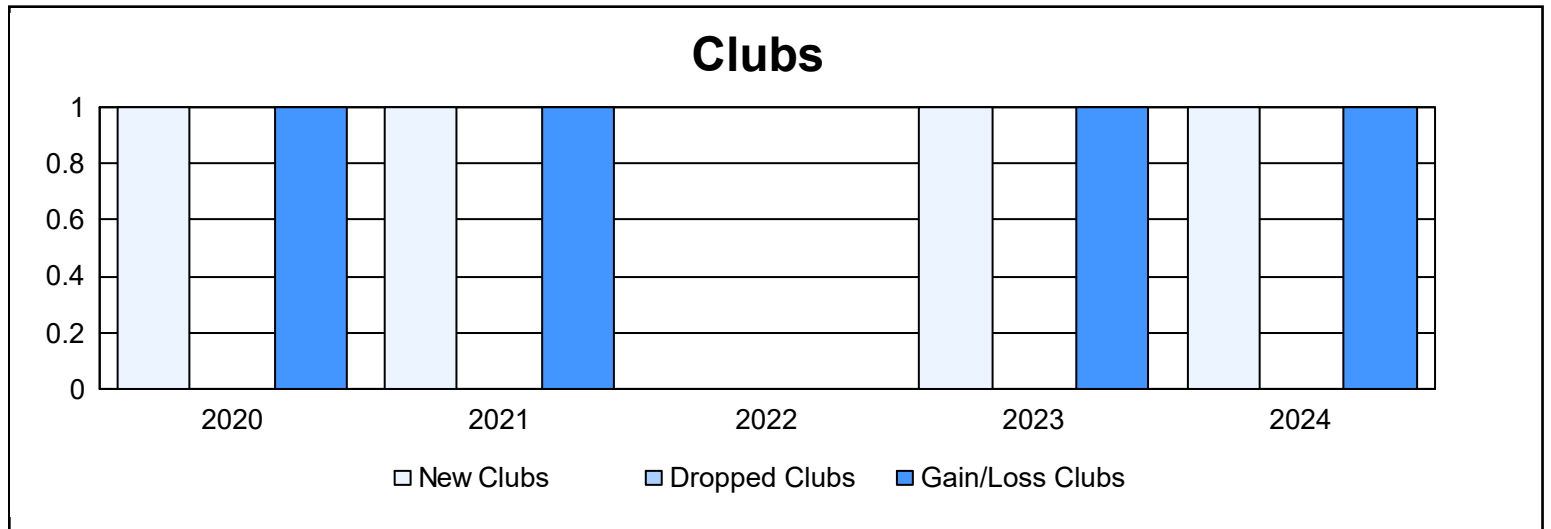
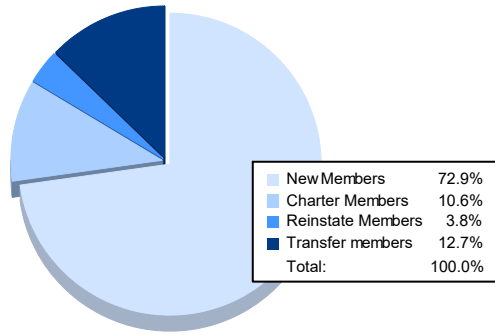


Year	New Clubs	Dropped Clubs	Gain/ Loss Clubs	New Members	Charter Members	Reinstate Members	Transfer Members	Total Member Added	Total Members Dropped	Gain/ Loss Members
2019-2020	1	0	1	146	24	7	20	197	215	-18
2020-2021	1	0	1	190	31	10	32	263	276	-13
2021-2022	0	0	0	177	2	8	20	207	268	-61
2022-2023	1	0	1	175	39	10	43	267	288	-21
2023-2024	1	0	1	172	25	9	30	236	271	-35
<b>Average</b>	<b>1</b>	<b>0</b>	<b>1</b>	<b>172</b>	<b>24</b>	<b>9</b>	<b>29</b>	<b>234</b>	<b>264</b>	<b>-30</b>



### Membership Composition June 2024 Cumulative



### Gender Composition June 2024 Cumulative

